



Listening is believing

Borrowing its punchy Kevlar[®] bass/midrange drive unit from B&W's legendary 800 Series, the CCM 818 in-ceiling speaker is designed to be used as an unobtrusive flush mount version of the CCM 817, and is designed for home theatre or 2-channel applications. The speaker's 8 inch driver is fitted at an angle of 12 degrees, thereby retaining some of the CCM 817's sound directionality.

Technical Specification

Technical features	Angled baffle Woven Kevlar[®] cone bass/midrange driver Nautilus™ tube-loaded tweeter
Description	2-way in-ceiling/wall speaker system
Drive units	1x ø25mm (1 in) (black anodised) tube-loaded aluminium dome high-frequency 1x ø200mm (8 in) woven (blue) Kevlar [®] cone bass/midrange
Frequency range	-6dB at 40Hz and 50kHz
Frequency response	45Hz-22kHz ±3dB on reference axis
Sensitivity	90dB spl (2.83V, 1m)
Nominal impedance	8Ω (minimum 3.5Ω)
Crossover frequency	3.5kHz
Recommended amplifier power	150W continuous into 8Ω on unclipped programme
Frame size	Diameter: 280mm (11 in)
Cut-out size	Diameter: 254mm (10 in)
Min depth req	136mm (5.4 in) behind ceiling surface 14mm (0.6 in) in front of ceiling surface
Net weight	2.6kg (5.7lb)
Finish	Semi-matt white suitable for customising or pre-painting
Accessories	Pre-mount kit for new construction: PMK C8 Backbox: BB C8



CCM 818

Architectural and Engineering Specifications

The loudspeaker system shall be of the mono-amped 2-way type comprising of a single flush mountable circular enclosure, containing one 8in bass-mid driver with woven blue Kevlar cone and one offset mounted, Nautilus™ tube-loaded, 25mm black anodised aluminium dome tweeter.

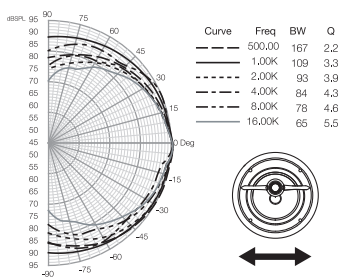
Performance specifications of a typical production unit shall meet or exceed the following:

Frequency response shall be 45 – 22kHz ± 3dB. Nominal impedance shall be 8 Ohm. Total power handling shall be 150W continuous into 8 Ohm on unclipped programme. Sensitivity measured with 2.83V at 1-metre distance on axis, mean averaged between 45 – 22kHz shall be 90dB.

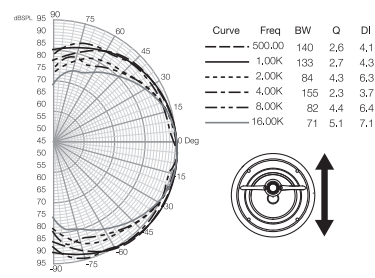
External dimensions shall be 280mm (11in) diameter, 136mm (5.4in) depth. Total weight shall be 2.6kg (5.7lb).

The loudspeaker system shall be the B&W CCM 818. No other system shall be acceptable unless the above combined performance are equalled or exceeded.

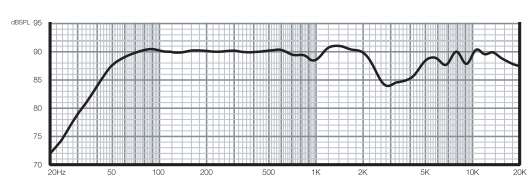
Polar Response Horizontal



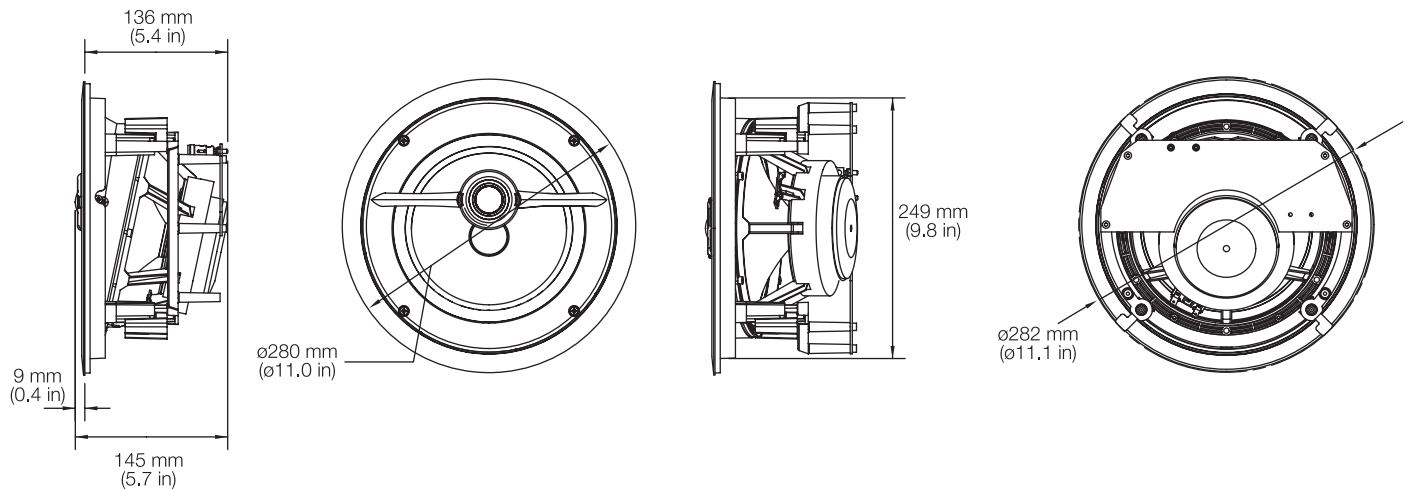
Polar Response Vertical



Frequency Response



Dimensions



Bowers & Wilkins

B&W Group Ltd
Dale Road
Worthing West Sussex
BN11 2BH England

T +44 (0) 1903 221800
F +44 (0) 1903 221801
info@bwgroup.com
www.bowers-wilkins.com

UK Group (UK Sales)
T +44 1903 221 500
E uksales@bwgroup.com

B&W Group North America
T +1 978 664 2870
E marketing@bwgroupusa.com

B&W Group Asia Ltd
T +852 2 869 9916
E showroom@bwgroup.hk

Copyright © B&W Group Ltd. E & OE.
B&W Group Ltd reserves the right to amend details of the specifications
without notice in line with technical developments.