



See nothing, hear everything

CCM 616 is a high performance ceiling speaker that's simplicity itself to install and use. A 2-way design, featuring a 165mm (6½ in) woven glass fibre cone bass/mid-range driver and a coaxial Ultra-12 tweeter in a neat circular ceiling mount chassis, the CCM 616 incorporates quick and easy swing-out dog fixings. It is a perfect speaker for those indulgent extra locations - the bathroom, the kitchen - that define the real luxury of custom installed audio.

Technical Specification

Technical features	Coaxial Ultra-12 tweeter Swing-out dog fixings
Description	2-way in-ceiling speaker system
Drive units	1x ø25mm (1 in) ultra-12 high-frequency 1x ø165mm (6.5 in) woven fibreglass mid/bass
Frequency range	-6dB at 40Hz and 22kHz
Frequency response	50Hz-20kHz ±3dB on reference axis
Sensitivity	89dB spl (2.83V, 1m)
Nominal impedance	8Ω (minimum 3.6Ω)
Crossover frequency	3.2kHz
Recommended amplifier power	20W - 130W continuous into 8Ω on unclipped programme
Frame size	Diameter: 232mm (9.1 in)
Cut-out size	Diameter: 205mm (8.1 in)
Min depth req	103mm (4.1 in) from ceiling surface
Net weight	1.4kg (3lb)
Finish	Semi-matt white suitable for customising or pre-painting (paint mask included)
Accessories	Pre-mount kit for new construction (PMK c65)



CCM 616

Architectural and Engineering Specifications

The loudspeaker system shall be of the mono-amped 2-way type comprising of a single flush mountable circular enclosure containing one 6.5in bass-mid driver with woven glass fibre cone and one co-axially mounted 1in Ultra 12 tweeter.

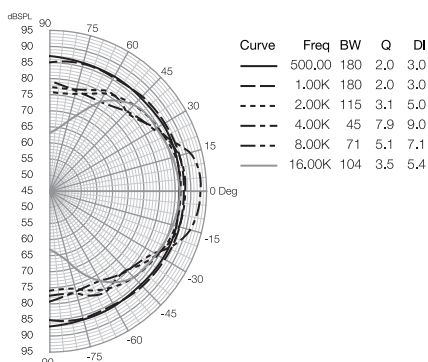
Performance specifications of a typical production unit shall meet or exceed the following:

Frequency response shall be 50 – 20kHz \pm 3dB. Nominal impedance shall be 8 Ohm. Total power handling shall be 130W continuous into 8 Ohm on unclipped programme. Sensitivity measured with 2.83V at 1-meter distance on axis, mean averaged between 50 – 20kHz shall be 89dB.

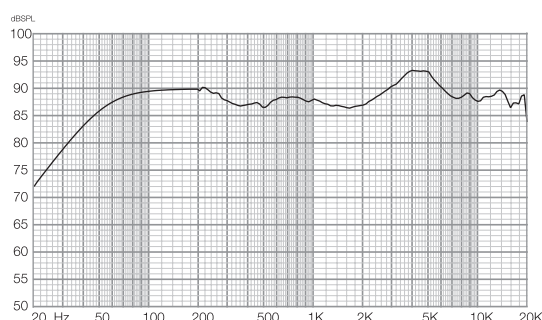
External dimensions shall be 232mm (9.1in) diameter x 107mm (4.2in) depth. Total weight shall be 1.4kg (3.0lb).

The loudspeaker system shall be the B&W CCM 616. No other system shall be acceptable unless the above combined performance are equalled or exceeded.

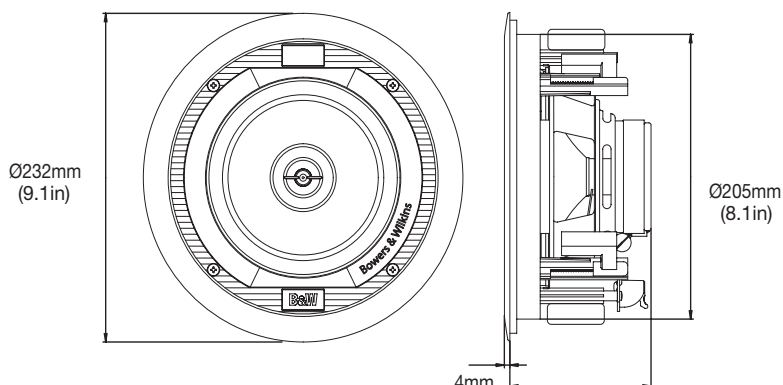
Polar Response



Frequency Response



Dimensions



B&W Bowers & Wilkins

B&W Group Ltd
Dale Road
Worthing West Sussex
BN11 2BH England

T +44 (0) 1903 221800
F +44 (0) 1903 221801
info@bwgroup.com
www.bwspeakers.com

UK Group (UK Sales)
T +44 1903 221 500
E uksales@bwgroup.com

B&W Group North America
T +1 978 664 2870
E marketing@bwgroupusa.com

B&W Group Asia Ltd
T +852 2 869 9916
E showroom@bwgroup.hk

Copyright © B&W Group Ltd. E & OE.
B&W Group Ltd reserves the right to amend details of the specifications without notice in line with technical developments.