

SOLIDTM

AT THE CENTRE OF SUCCESSFUL
Centrale
SURROUND SOUND



Modern Hi-Fi systems deliver much more than music. The audio gold standard of today has as much to do with video and computer compatibility as with music fidelity. Here is a loudspeaker that triumphantly sweeps the board. The **Solid Centrale** is the new high-end benchmark amongst compact multi-purpose monitors. Ideal as a centre, rear or front channel monitor in Surround Sound systems – whilst also offering breathtaking definition and clarity as a shelf-sized, high-end hi-fi monitor.



surround monitors – a key performance factor in Surround Sound applications.

Based on the successful Solid Monitor, the Centrale has a head start over its rivals with bass reflex loading, nearly 90dB sensitivity and a response level maintained down to around 70Hz. A generous power handling capacity of 150 watts means it is able to deliver very high volume levels with minimal distortion and excellent stereo imaging. The damped Polyester soft dome tweeter is a perfect match for the reinforced

polypropylene cone bass unit with low hysteresis surround – together producing a smoother, more faithful sound reproduction. The vented port design boosts bass extension, whilst the intrinsically damped, multi-radiused, two-part polypropylene cabinet imbues a mechanical stiffness that eliminates standing waves and internal cabinet resonances.

Conceived by award-winning designer Morten V. Warren and utilising the sound balance, drive unit and crossover expertise of B&W Loudspeakers Research Laboratories, the Solid Centrale is at home indoors or out, upright or on its side, wall-mounted or stand-based, at most angles on all substantial surfaces. The Centrale enables top quality hi-fi performance to travel further than ever before.

The **Solid Centrale** multi-application Hi-Fi and Surround Sound Monitor has been designed with this in mind, allowing front, rear and centre monitors to be placed vertically and horizontally, whilst maintaining homogeneity of sound across all five channels.

A longer fixing post is supplied to permit conversion from horizontal to vertical positioning. It can therefore be positioned above or below television monitors in horizontal mode, or placed vertically on walls or shelves thanks to its adaptive cast alloy base.




This versatility permits harmonisation of output between centre, front and

Both drivers are magnetically shielded to facilitate proximity to videos, TV sets and computer screens without causing any picture distortion.

Centrale is protected against accidental overload by a Polyswitch, and has the

Modern domestic monitors have to be TV/video compatible in order to reproduce post-production cinema soundtracks on domestic systems. The arrival of Dolby Pro-Logic Surround[®] processing in many video recorders and TV sets has accelerated this trend.

Centrale is protected against accidental overload by a Polyswitch, and has the



further refinement of heavy duty gold-plated terminals to guarantee good long term contact reliability.

With its multi-purpose stand, rugged design and impeccable acoustic pedigree, the Centrale is now the most versatile – and the most musically satisfying – compact monitor on the market.

A loudspeaker with small dimensions, but with massive potential.

The Solid Twinbass

In conjunction with the Solid Twinbass Subwoofer the Centrale can accommodate power handling of 100 watts in the 50-100Hz range, although when positioned on a wall, extra bass extension down to a remarkable 50Hz without the help of a subwoofer can be achieved.

Specification

Enclosure type:	Vented bass enclosure with fourth order alignment.
Drive units:	1 x 130mm (5in) bass/midrange reinforced polypropylene cone with low hysteresis 1 x 25mm (1in) HF with critically damped polyester dome.
Power handling:	150 watts.
Sensitivity:	89dB 2.83V at 1m.
Frequency range:	60Hz-20kHz (± 6 dB).
Frequency response:	70Hz-20kHz (± 2 dB).
Crossover frequency:	3.5kHz.
Impedance:	Nominal 8 Ω (min. 4.2 Ω).
Protection:	Polyswitch.
Dimensions:	Height 235mm (9½in) Width 165mm (6½in) Depth 165mm (6½in)
Colour:	Black/White.

Drivers are magnetically shielded using ZMF (Zero Magnetic Field) Technology. Rock SOLID Sounds Incorporated Ltd reserve the right to amend details of their specifications in line with technical developments.

SOLID and Centrale are trademarks of B&W Loudspeakers Ltd. Rock SOLID Sounds Incorporated Ltd is a member of the B&W group of companies.



© Copyright Rock Solid Sounds Inc. Ltd.
Meadow Road, Worthing BN11 2RX, England